




**OneGlobal**  
DEVELOPMENT INC.



Playground Packages  
2020

# Package A



SCB17081-096

Single spring  
rider Rooster

Single spring  
rider Frog

2 Seater Seesaw

2 Seater Swing

**SPECIFICATIONS**

- 01 SET SIZE  
5.7M X 3.7M X 3.7MHT
- 02 SAFETY AREA  
9.7M X 7.7M
- 03 AGE ALLOWED  
5-12 YRS
- 04 CAPACITY  
9-12 CHILDREN

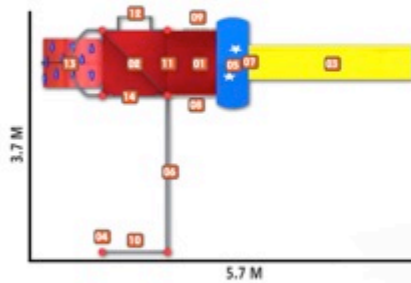
**LIST OF COMPONENTS**

- 01 SQUARE DECK
- 02 STEP DECK
- 03 WAVE SLIDE
- 04 POST C/W CAP POST
- 05 MINI ROOF
- 06 CROSS NET 8'
- 07 ENTRANCE PANEL
- 08 WINDOW FLOWER PANEL 1.2M
- 09 STEERING MOVE PANEL
- 10 RUNG
- 11 ROCK PLATE 1'
- 12 VERTICAL LADDER 4'
- 13 ROCK CLIMBER 3'
- 14 HANDHOLD



PERSPECTIVE VIEW B

**TOP VIEW**



PERSPECTIVE VIEW A

**INTEGRATED SET**

MODEL ID: **SCB17081-096**

DESIGNER: N2

All drawings and illustrations contain herein are artist's impressions only. Selection of colours is subjected to colour availability. All measurements are subjected to 0.2m tolerance.



# Package B



2 SEATER FUN SWING

SCB17072-043A

Dual Spring Rider  
Bird of Paradise

Dual Spring Rider  
Rafflesia

2 Seater Swing

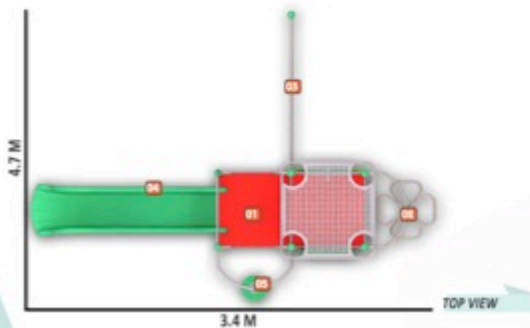
**SPECIFICATIONS**

-  SET SIZE  
4.7M X 3.4M X 3.9MHT
-  SAFETY AREA  
6.7M X 5.4M
-  AGE ALLOWED  
5-12 YRS
-  CAPACITY  
10-14 CHILDREN

**LIST OF COMPONENTS**

- 01 SQUARE DECK
- 02 CLOVER CLIMBER 1'
- 03 ELEVATED ROPE CLIMBER 6'
- 04 ASTRA SLIDE
- 05 WOBBLE CLIMBER 3'
- 06 COUNTER PANEL
- 07 PERISCOPE PANEL KAYU
- 08 POST
- 09 FLAT ROOF
- 10 HANDHOLD
- 11 RUNG
- 12 PANEL CLIMBER 2'
- 13 WOOD PANEL W/ WORM 3'
- 14 SQUARE DECK SEAT
- 15 GARDEN PANEL

PERSPECTIVE VIEW B



TOP VIEW

**INTEGRATED SET**

MODEL ID: SCB17072-043A

DESIGNER: DM

All drawings and illustrations contain herein are artist's impressions only. Selection of colours is subjected to colour availability. All measurements are subjected to 0.2m tolerance.



PERSPECTIVE VIEW A



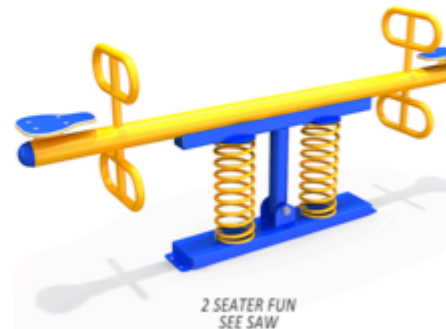

# Package C



SCB20041-148

Single Spring Rider  
-  
Seesaw

EPDM – 80m<sup>2</sup>





**SPECIFICATIONS**

-  SET SIZE  
2.0M x 3.2M x 2.0MHT
-  SAFETY AREA  
6.0M x 7.2M
-  AGE ALLOWED  
5-12 YRS
-  CAPACITY  
2-5 CHILDREN

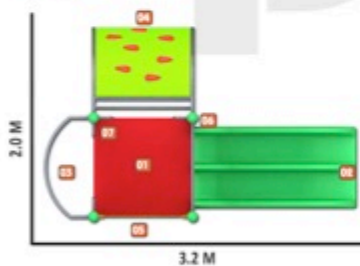
**LIST OF COMPONENTS**

- 01 SQUARE DECK
- 02 DOUBLE SLIDE
- 03 FIREMAN POLE 3'
- 04 ROCK HOPE CUMBER 3'
- 05 FLOWER FACE PANEL
- 06 POST C/W CAP POST
- 07 HANDHOLD



PERSPECTIVE VIEW **A**

**TOP VIEW**



PERSPECTIVE VIEW **B**

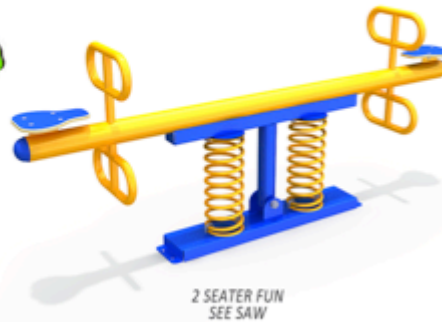



MODEL ID:  
**SCB20041-148**  
INTEGRATED SET

DESIGNER: NZ

This drawing is property of Pro-Landscape Structure Ltd and it's only issued on condition that no copies are taken or produce to a third party without the written consent of Pro-Landscape Structure Ltd. All drawings and illustrations contain here in are artist's impressions only. Selection of colours is subjected to colour availability. All measurements are subjected to 0.2m tolerance.

# Package D



SCB20051-149

Single Spring Rider  
-  
Seesaw

EPDM - 64m<sup>2</sup>

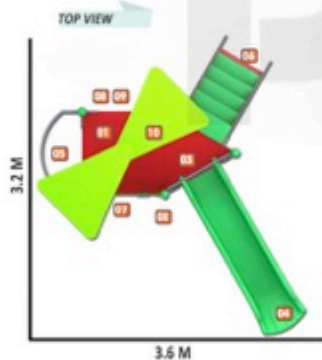


**SPECIFICATIONS**

-  SET SIZE  
3.6M X 3.2M X 3.6MHT
-  SAFETY AREA  
7.6M X 7.2M
-  AGE ALLOWED  
5-12 YRS
-  CAPACITY  
5-10 CHILDREN

**LIST OF COMPONENTS**

- 01 SQUARE DECK
- 02 POST C/W CAP POST
- 03 TRIANGLE DECK
- 04 ASTRA SLIDE
- 05 FIREMAN POLE 3'
- 06 ENTRANCE LADDER 3'
- 07 BUTTERFLY MOVE PANEL
- 08 HANDHOLD
- 09 PANEL CLIMBER 3'
- 10 SILANG ROOF



**PERSPECTIVE VIEW B**



MODEL ID:  
**SCB20051-149**  
**INTEGRATED SET**

DESIGNER #2

This drawing is property of Pro-Landscape Structure and it's only based on condition that no copies are taken or produce to a third party without the written consent of Pro-Landscape Structure Ltd. All drawings and illustrations contain here in are artist's impressions only. Selection of colours is subjected to colour availability. All measurements are subjected to L20 tolerance.



ISPEMA

