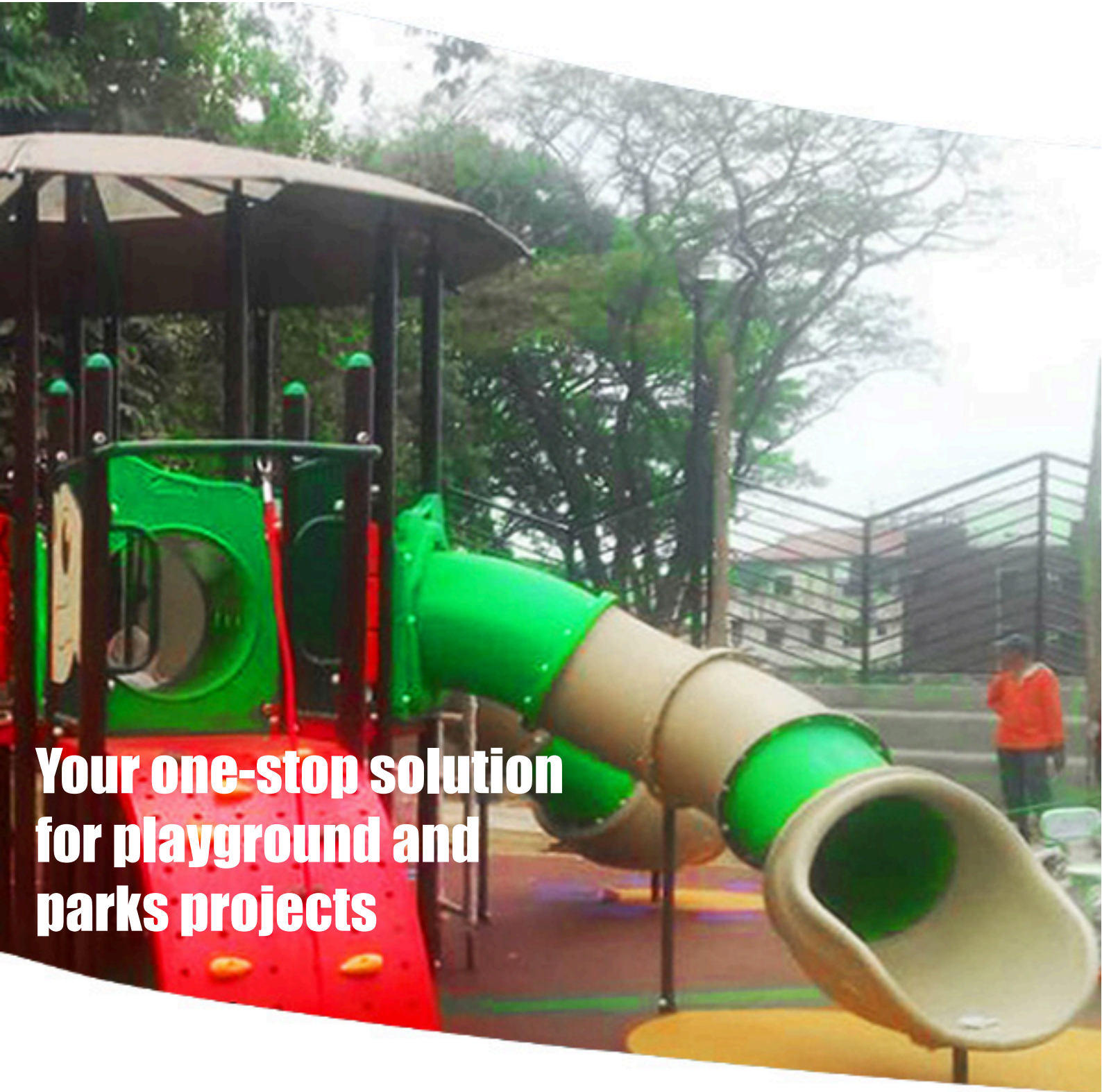


OneGlobal

DEVELOPMENT INC.



**Your one-stop solution
for playground and
parks projects**



0931-902-1427 / 0946-073-2021



85846830 / 85716050

<https://www.facebook.com/oneglobalhrd>



There are three **NEW** additions to our Pro-landscape basic range equipment.

As part of our ever-expanding Basic range, we'd like to introduce these brand **NEW** junior play structures! Climbing, crawling and sliding are brought back to basics in these multi-play units for simple playground fun!

The designs are unique and compact.

There are steel in-ground and surface mounting options available.

High quality products at great prices. No need to compromise on safety and design just to meet your budget.

Our website contains technical and other information. [Click here](#) to learn more about these fantastic new products.

New Playground Design available in different colors

Features

- Square Deck
- Astra Slide
- Fireman Pole
- Rock Climber
- Butterfly move Panel
- Post with Cap
- Handhold
- Silang Roof



- SPECIFICATIONS**
- SET SIZE
2.5M X 3.7M X 3.3MHT
 - SAFETY AREA
6.5M X 7.7M
 - AGE ALLOWED
5-12 YRS
 - CAPACITY
2-5 CHILDREN

LIST OF COMPONENTS

- 01 SQUARE DECK
- 02 ASTRA SLIDE
- 03 FIREMAN POLE 3'
- 04 ROCK HDPE CLIMBER 3'
- 05 BUTTERFLY MOVE PANEL
- 06 POST C/W CAP POST
- 07 HANDHOLD
- 08 SILANG ROOF

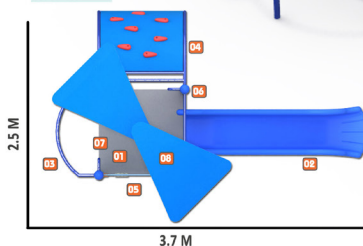


PERSPECTIVE VIEW A



PERSPECTIVE VIEW B

TOP VIEW



MODEL ID:
SCB20041-148AB
Basic Range

DESIGNER: HZ

This drawing is property of Pro-Landscape Structure Sdn Bhd and it's only issued on condition that no copies are taken or produce to a third party without the written consent of Pro-Landscape Structure Sdn Bhd. All drawings and illustrations contain here in are artist's impressions only. Selection of colours is subjected to colour availability. All measurements are subjected to 0.2m tolerance.



- SPECIFICATIONS**
- SET SIZE
2.5M X 3.7M X 3.3MHT
 - SAFETY AREA
6.5M X 7.7M
 - AGE ALLOWED
5-12 YRS
 - CAPACITY
2-5 CHILDREN

- LIST OF COMPONENTS**
- 01 SQUARE DECK
 - 02 ASTRA SLIDE
 - 03 FIREMAN POLE 3'
 - 04 ROCK HDPE CLIMBER 3'
 - 05 BUTTERFLY MOVE PANEL
 - 06 POST C/W CAP POST
 - 07 HANDHOLD
 - 08 SILANG ROOF

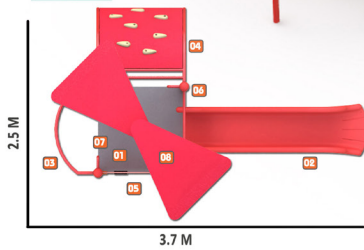


PERSPECTIVE VIEW A



PERSPECTIVE VIEW B

TOP VIEW



MODEL ID:
SCB20041-148A4B
 Basic Range

DESIGNER: HZ

This drawing is property of Pro-Landscape Structure Sdn Bhd and it's only issued on condition that no copies are taken or produce to a third party without the written consent of Pro-Landscape Structure Sdn Bhd. All drawings and illustrations contain here in are artist's impressions only. Selection of colours is subjected to colour availability. All measurements are subjected to 0.2m tolerance.



- SPECIFICATIONS**
- SET SIZE
2.5M X 3.7M X 3.3MHT
 - SAFETY AREA
6.5M X 7.7M
 - AGE ALLOWED
5-12 YRS
 - CAPACITY
2-5 CHILDREN

- LIST OF COMPONENTS**
- 01 SQUARE DECK
 - 02 ASTRA SLIDE
 - 03 FIREMAN POLE 3'
 - 04 ROCK HDPE CLIMBER 3'
 - 05 BUTTERFLY MOVE PANEL
 - 06 POST C/W CAP POST
 - 07 HANDHOLD
 - 08 SILANG ROOF

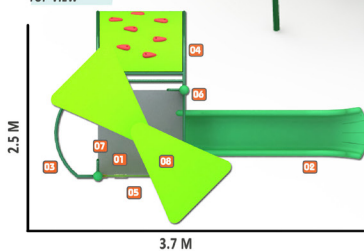


PERSPECTIVE VIEW A



PERSPECTIVE VIEW B

TOP VIEW



MODEL ID:
SCB20041-148A3B
 Basic Range

DESIGNER: HZ

This drawing is property of Pro-Landscape Structure Sdn Bhd and it's only issued on condition that no copies are taken or produce to a third party without the written consent of Pro-Landscape Structure Sdn Bhd. All drawings and illustrations contain here in are artist's impressions only. Selection of colours is subjected to colour availability. All measurements are subjected to 0.2m tolerance.



- SPECIFICATIONS**
- SET SIZE
2.5M X 3.7M X 3.3MHT
 - SAFETY AREA
6.5M X 7.7M
 - AGE ALLOWED
5-12 YRS
 - CAPACITY
2-5 CHILDREN

- LIST OF COMPONENTS**
- 01 SQUARE DECK
 - 02 ASTRA SLIDE
 - 03 FIREMAN POLE 3'
 - 04 ROCK HOPPE CLIMBER 3'
 - 05 BUTTERFLY MOVE PANEL
 - 06 POST C/W CAP POST
 - 07 HANDHOLD
 - 08 SILANG ROOF

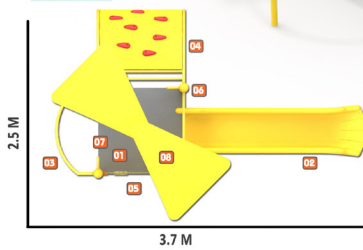


PERSPECTIVE VIEW A



PERSPECTIVE VIEW B

TOP VIEW




MODEL ID:
SCB20041-148A2B
 Basic Range

DESIGNER: HZ

This drawing is property of Pro-Landscape Structure Sdn Bhd and it's only issued on condition that no copies are taken or produce to a third party without the written consent of Pro-Landscape Structure Sdn Bhd. All drawings and illustrations contain here in are artist's impressions only. Selection of colours is subjected to colour availability. All measurements are subjected to 0.2m tolerance.



Suggested individual items



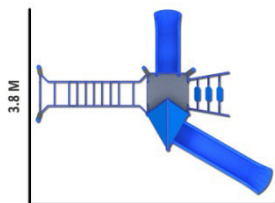
New Playground Design available in different colors

Features

- Square Deck
- Triangle Deck
- Astra Slide
- Handhold
- Kickplate 1'
- Post with Cap
- 3d Triangle Roof
- Rising Bar
- Modern Maze Panel
- Stepclimber



- SPECIFICATIONS**
- SET SIZE
4.9M X 3.8M X 3.8MH
 - SAFETY AREA
8.9M X 7.8M
 - AGE ALLOWED
5-12 YRS
 - CAPACITY
10-15 CHILDREN



4.9M
TOP VIEW

- LIST OF COMPONENTS**
- 01 SQUARE DECK
 - 02 TRIANGLE DECK
 - 03 ASTRA SLIDE
 - 04 HANDHOLD
 - 05 KICK PLATE 1'
 - 06 POST
 - 07 3D TRIANGLE ROOF
 - 08 RISING BAR
 - 09 MODERN MAZE PANEL
 - 10 CAP POST
 - 11 STEP CLIMBER

Pro landscape structure
"Children Discover The World Through Play"



PERSPECTIVE VIEW A



PERSPECTIVE VIEW B





MODEL ID:
SCC21072-156A
Basic Range

DESIGNER: NZ

This drawing is property of Pro-Landscape Structure Sdn Bhd and it's only issued an condition that no copies are taken or produce to a third party without the written consent of Pro-Landscape Structure Sdn Bhd. All drawings and illustrations contain here in are artist's impressions only. Selection of colours is subjected to colour availability. All measurements are subjected to 0.2m tolerance.

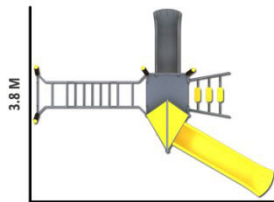


SPECIFICATIONS

-  SET SIZE
4.9M X 3.8M X 3.8MHT
-  SAFETY AREA
8.9M X 7.8M
-  AGE ALLOWED
5-12 YRS
-  CAPACITY
10-15 CHILDREN

LIST OF COMPONENTS

- 01 SQUARE DECK
- 02 TRIANGLE DECK
- 03 ASTRA SLIDE
- 04 HANDHOLD
- 05 KICK PLATE 1'
- 06 POST
- 07 3D TRIANGLE ROOF
- 08 RISING BAR
- 09 MODERN MAZE PANEL
- 10 CAP POST
- 11 STEP CLIMBER



4.9M
TOP VIEW



PERSPECTIVE VIEW A

MODEL ID:
SCC21072-156A2
Basic Range

DESIGNER: NZ

PERSPECTIVE VIEW B

This drawing is property of Pro-Landscape Structure Sdn Bhd and it's only issued on condition that no copies are taken or produce to a third party without the written consent of Pro-Landscape Structure Sdn Bhd. All drawings and illustrations contain here in are artist's impressions only. Selection of colours is subjected to colour availability. All measurements are subjected to 0.2m tolerance.

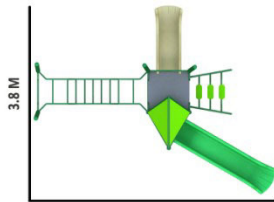


SPECIFICATIONS

-  SET SIZE
4.9M X 3.8M X 3.8MHT
-  SAFETY AREA
8.9M X 7.8M
-  AGE ALLOWED
5-12 YRS
-  CAPACITY
10-15 CHILDREN

LIST OF COMPONENTS

- 01 SQUARE DECK
- 02 TRIANGLE DECK
- 03 ASTRA SLIDE
- 04 HANDHOLD
- 05 KICK PLATE 1'
- 06 POST
- 07 3D TRIANGLE ROOF
- 08 RISING BAR
- 09 MODERN MAZE PANEL
- 10 CAP POST
- 11 STEP CLIMBER



4.9M
TOP VIEW



PERSPECTIVE VIEW A

MODEL ID:
SCC21072-156
Basic Range

DESIGNER: NZ

PERSPECTIVE VIEW B

This drawing is property of Pro-Landscape Structure Sdn Bhd and it's only issued on condition that no copies are taken or produce to a third party without the written consent of Pro-Landscape Structure Sdn Bhd. All drawings and illustrations contain here in are artist's impressions only. Selection of colours is subjected to colour availability. All measurements are subjected to 0.2m tolerance.



New Playground Design available in different colors

Features

- Square Deck
- Triangle Deck
- Astra Slide
- Mini Astra Slide
- Handhold
- Kickplate 1'
- Post with Cap
- Modern Roof
- Modern transition Crawlway
- Modern Clock Panel
- Stepclimber



SPECIFICATIONS

- SET SIZE
3.9M X 3.8M X 3.7MHT
- SAFETY AREA
7.9M X 7.8M
- AGE ALLOWED
5-12 YRS
- CAPACITY
5-10 CHILDREN

LIST OF COMPONENTS

- 01 SQUARE DECK
- 02 TRIANGLE DECK
- 03 KICK PLATE 1'
- 04 POST C/W CAP POST
- 05 STEP CLIMBER
- 06 HANDHOLD
- 07 MODERN ROOF
- 08 MODERN TRANSITION CRAWLWAY
- 09 MODERN CLOCK PANEL
- 10 ASTRA SLIDE
- 11 MINI ASTRA SLIDE

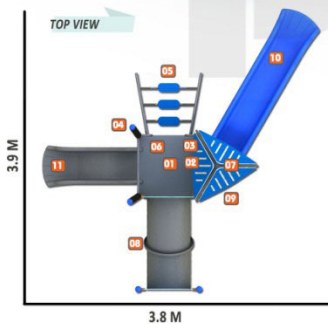
PERSPECTIVE VIEW A



PERSPECTIVE VIEW B



TOP VIEW



pro landscape structure
"Children Discover The World Through Play"

MODEL ID:
SCC21072-172A
Basic Range

DESIGNER: HZ

This drawing is property of Pro-Landscape Structure Sdn Bhd and it's only issued on condition that no copies are taken or produce to a third party without the written consent of Pro-Landscape Structure Sdn Bhd. All drawings and illustrations contain here in are artist's impressions only. Selection of colours is subjected to colour availability. All measurements are subjected to 0.2m tolerance.



- SPECIFICATIONS**
- SET SIZE
3.9M X 3.8M X 3.7MHT
 - SAFETY AREA
7.9M X 7.8M
 - AGE ALLOWED
5-12 YRS
 - CAPACITY
5-10 CHILDREN

LIST OF COMPONENTS

- 01 SQUARE DECK
- 02 TRIANGLE DECK
- 03 KICK PLATE 1
- 04 POST /TUV CAB POST
- 05 STEP CLIMBER
- 06 HANDHOLD
- 07 MODERN ROOF
- 08 MODERN TRANSITION CRAWLWAY
- 09 MODERN CLOCK PANEL
- 10 ASTRA SLIDE
- 11 MINI ASTRA SLIDE

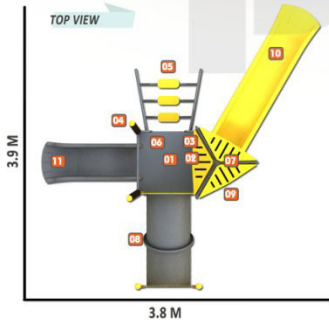
PERSPECTIVE VIEW A



PERSPECTIVE VIEW B



TOP VIEW



MODEL ID:

SCC21072-172

Basic Range

DESIGNER: MZ

This drawing is property of Pro-Landscape Structure Sdn Bhd and it's only issued on condition that no copies are taken or produce to a third party without the written consent of Pro-Landscape Structure Sdn Bhd. All drawings and illustrations contain here in are artist's impressions only. Selection of colours is subjected to colour availability. All measurements are subjected to 0.2m tolerance.



Suggested individual items





Contact Number:

Landline:

8584-6830 / 8571-6050

Globe:

0917-761-7491

Smart:

0919-687-2210

Visit our website and social media

[http:// oneglobal.ph](http://oneglobal.ph)

<http://playground.com.ph>

<http://www.facebook.com/oneglobalhrd>

Email:

jones@oneglobal.ph

gideon@oneglobal.ph

oneglobalsales@gmail.com

oneglobalsales3@gmail.com